


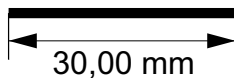


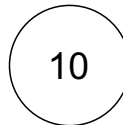


Guía de tallas según su diámetro




Imprime esta página a escala 100% y/o tamaño real.






Confirma con esta línea que la hoja se ha impreso con el tamaño correcto:



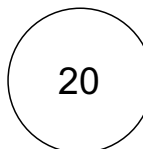

Coje uno de tus anillos y colócalo encima de los círculos hasta que encuentres el que mejor encaja.



Para ello, el círculo debe quedar completamente dentro del diámetro de tu anillo.



El número de círculo indicará la talla de anillo.



Ejemplo:

